

STUDENT INFORMATION UPDATE TUTORIAL FOR GUARDIANS

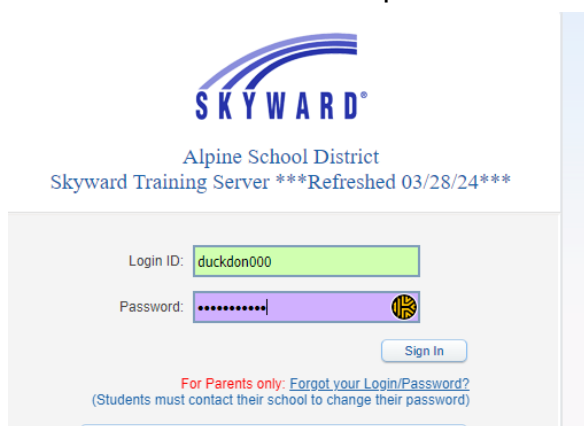
This process is not designed for Mobile Devices.

These permissions in this process must be completed annually. Students login accounts and other privileges are not available without this process.

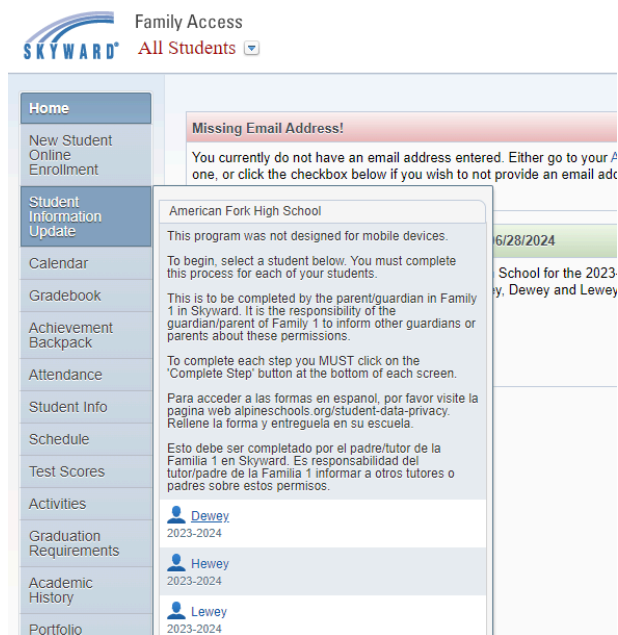
Login to Skyward at <https://skyward.alpinedistrict.org/> using your parent/guardian login and password.

Trouble Logging In?

If you do not know your password, you can use the **Forgot your Login/Password** button and the email that we have in Skyward by which you receive information from the district. If you run into issues, please contact your school and they can help you reset your password. Most schools do not have office personnel available until August 1.



When you login to Skyward, click on the **Student Information Update** tab on the left hand side of the screen. This will bring up a list of your students. You will need to complete the Student Information Update for each of your students.



Family Access
All Students ▾

Home

New Student Online Enrollment

Student Information Update

Calendar

Gradebook

Achievement Backpack

Attendance

Student Info

Schedule

Test Scores

Activities

Graduation Requirements

Academic History

Portfolio

Missing Email Address!
You currently do not have an email address entered. Either go to your profile page, or click the checkbox below if you wish to not provide an email address.

American Fork High School
This program was not designed for mobile devices.
To begin, select a student below. You must complete this process for each of your students.

6/28/2024

School for the 2023-2024 school year: Dewey and Lewey

Dewey
2023-2024

Hewey
2023-2024

Lewey
2023-2024

Choose your student by clicking on the student's name.

This will bring up the Student Information Update for this student. The first page you will see is an explanation of the **Student Information Update**.

You will complete each step. Once a step is complete click on the option to complete the step and move to the next one.

Student Information Update

Hewey (American Fork High School 2023-2024)

Step 1a. Verify Student Information: Student Information (Required) Undo

To change the following items you will need to contact the school directly:
Address changes (please bring in proof of residency)
Relationship to student
Home Language
Health concerns

General Information

First: Middle:
Last: Suffix:
Birthday: Gender:
Other Name:
Language:
Home Phone: Ext:
 Ext:
 Ext:
School Email: Home Email:

Allow Publication of Student's Name for: ?

Military Use: Higher Ed Use:

1. Verify Studen
2. Verify/Update
3. Alpine Schoo
4. Culture Clima
5. Survey Perm
6. Student Pers
7. Fees Collecti
8. At Home Chr
9. Student Inter
10. Complete S

As steps are completed a green check mark is shown next to the step in the right hand column.

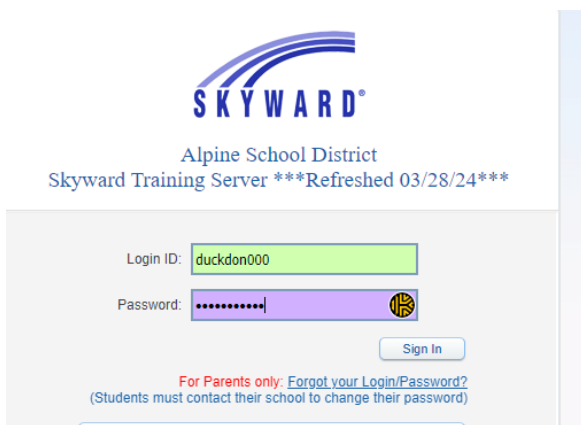
Once finished with all steps, review that all of the check marks are complete then click on Submit Student Information Update. Please view [this guide](#) for more detailed instructions.

INFORMACIÓN DE ACTUALIZACIÓN DEL ESTUDIANTE PARA TUTORES

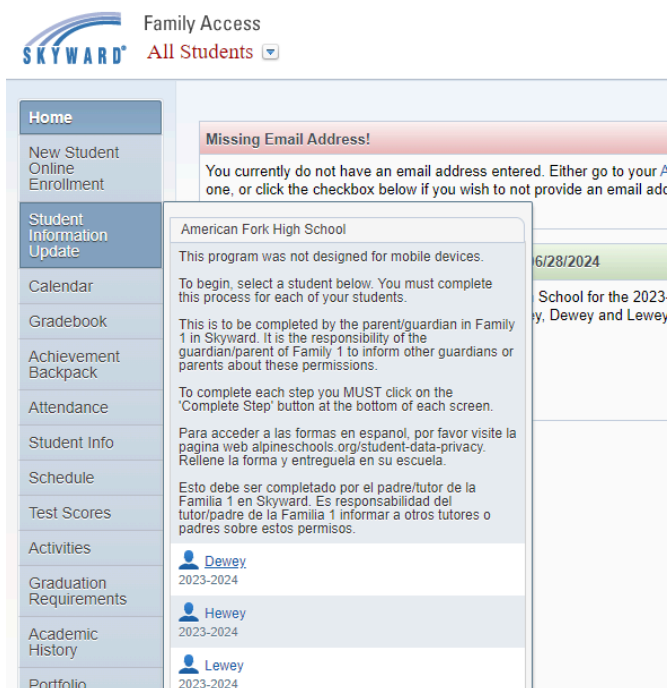
Este proceso no está diseñado para dispositivos móviles. Los permisos en este proceso deben completarse anualmente. Las cuentas de inicio de sesión o login de los estudiantes y otros privilegios no están disponibles sin completar este proceso.

Inicie sesión en Skyward en <https://skyward.alpinedistrict.org/> usando su inicio de sesión y contraseña de padre / tutor.

Si no sabe su contraseña, puede usar el botón “**Forgot your Login/Password**”(¿Olvidó su inicio de sesión/contraseña?) utilice el correo electrónico que tenemos en Skyward mediante el cual recibe información del distrito. Si tiene problemas, comuníquese con su escuela y ellos podrán ayudarlo a restablecer su contraseña.



Cuando inicie sesión en Skyward, haga clic en la pestaña “**Student Information Update**” (Actualización de Información del Estudiante) en el lado izquierdo de la pantalla. Esto mostrará una lista de tus estudiantes. Deberá completar la Actualización de Información del Estudiante para cada uno de sus estudiantes.



Elija a su estudiante haciendo clic en el nombre del estudiante.
Esto abrirá la Actualización de Información del Estudiante para este estudiante. La primera página que verá es una explicación de la **Actualización de Información del Estudiante**. Complete cada paso. Una vez que se complete un paso, haga clic en la opción para completar el paso y pasar al siguiente.

Student Information Update

Hewey (American Fork High School 2023-2024)

Step 1a. Verify Student Information: Student Information (Required) Undo

To change the following items you will need to contact the school directly:
Address changes (please bring in proof of residency)
Relationship to student
Home Language
Health concerns

General Information

First: Middle:
Last: Suffix:
Birthday: Gender:
Other Name:
Language:
Home Phone: Ext:
 Ext:
 Ext:
School Email: Home Email:

Allow Publication of Student's Name for:

Military Use: Higher Ed Use:

1. Verify Student Information
a. Student Information **Completed 08/10**
b. Family Ad
c. Family Inf
d. Emergen
e. Emergen
f. Health Inf
2. Verify/Update
3. Alpine Schoo
Policies
4. Culture Clime
Survey
5. Survey Perm
Form)
6. Student Pers
Release
7. Fees Collect
8. At Home Chr
Permission
9. Student Inter
Use Policy
10. Complete S
Update

A medida que se completan los pasos, se mostrará una marca de verificación verde junto al paso en la columna de la derecha.

Una vez finalizado con todos los pasos, revise que todas las marcas de verificación estén completas y luego haga clic en **"Submit Student Information Update."** (Enviar Actualización de Información del Estudiante). Por favor, vea esta guía para obtener [instrucciones más detalladas](#).